SYNOPTIC FLANGE TABLE

Flange type or collar type	PN \ DN	10	15	20	25	32	40	50	65	80	100	125	150	200	250	300	350	400	450	500	600	700	800	900	1 000	1 200	1 400	1 600	1 800	2 000	2 200	2 400	2 600	2 800	3 000	3 200	3 400	3 600	3 800	4 000
Type 01	2,5	dimensions identical with PN 6																								X															
	6	X	X	X	X	X	X	X	X	X	X	X	X	X	X	X	X	X	X	X	X	X	X	X	X	X	X	X	X	X											
	10	dimensions identical with PN 40						dimensions identical with PN 16						X	X	X	X	X	X	X	X	X	X	X	X	X															
	16	dimensions identical with PN 40						X	X	X	X	X	X	X	X	X	X	X	X	X	X	X	X	X	X																
	25	dimensions identical with PN 40												X	X	X	X	X	X	X	X	X	X																		
	40	X	X	X	X	X	X	X	X	X	X	X	X	X	X	X	X	X																							
	63	dimensions identical with PN 100						X	X	X	X	X	X	X	X	X	X	X																							
	100	X	X	X	X	X	X	X	X	X	X	X	X	X	X	X	X																								
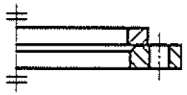 Types 02 and 32	2,5	dimensions identical with PN 6																																							
	6	X	X	X	X	X	X	X	X	X	X	X	X	X	X	X	X	X	X	X	X																				
	10	dimensions identical with PN 40						dimensions identical with PN 16						X	X	X	X	X	X	X	X																				
	16	dimensions identical with PN 40						X	X	X	X	X	X	X	X	X	X	X	X	X	X																				
	25	dimensions identical with PN 40												X	X	X	X	X	X	X	X																				
	40	X	X	X	X	X	X	X	X	X	X	X	X	X	X	X	X	X	X	X	X																				
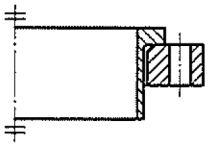 Types 02 and 35	2,5	dimensions identical with PN 6																																							
	6	X	X	X	X	X	X	X	X	X	X	X	X	X	X	X	X	X	X	X	X	X	X	X	X	X															
	10	dimensions identical with PN 40						dimensions identical with PN 16						X	X	X	X	X	X	X	X	X	X	X	X	X															
	16	dimensions identical with PN 40						X	X	X	X	X	X	X	X	X	X	X	X	X	X	X	X	X	X																
	25	dimensions identical with PN 40						X	X	X	X	X	X	X	X	X	X	X	X	X	X	X	X																		
	40	X	X	X	X	X	X	X	X	X	X	X	X	X	X	X	X	X																							

Figures shown are for guidance only. Before permanent installation, test the parts under the specific conditions of your application.
For actual figures, Reference should be made to the current edition of the appropriate standards where applicable.

TEL: 0121 557 9000 FAX: 0121 557 9092 E-MAIL: INFO@NERO.CO.UK WEB: WWW.NERO.CO.UK

SYNOPTIC FLANGE TABLE

Flange type or collar type	DN / PN	10	15	20	25	32	40	50	65	80	100	125	150	200	250	300	350	400	450	500	600	700	800	900	1 000	1 200	1 400	1 600	1 800	2 000	2 200	2 400	2 600	2 800	3 000	3 200	3 400	3 600	3 800	4 000
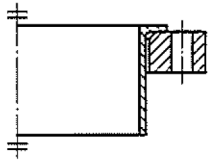 Type 02 and 36	2,5	dimensions identical with PN 10																	X	X																					
	6	dimensions identical with PN 10																	X	X																					
	10	dimensions identical with PN 16												X	X	X	X	X																							
	16	X	X	X	X	X	X	X	X	X	X	X	X	X	X	X	X	X																							
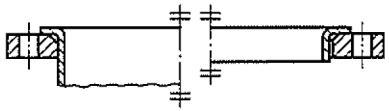 Types 02 and 33/37	2,5	dimensions identical with PN 10																																							
	6	dimensions identical with PN 10																																							
	10	X	X	X	X	X	X	X	X	X	X	X	X	X																											
	16	X	X	X	X	X	X	X	X	X	X	X	X	X																											
Types 04 and 34	10	dimensions identical with PN 40						dimensions identical with PN 16						X	X	X	X	X	X	X	X																				
	16	dimensions identical with PN 40						X	X	X	X	X	X	X	X	X	X	X	X	X	X																				
	25	dimensions identical with PN 40												X	X	X	X	X	X	X	X																				
	40	X	X	X	X	X	X	X	X	X	X	X	X	X	X	X	X	X	X	X	X																				

Figures shown are for guidance only. Before permanent installation, test the parts under the specific conditions of your application.
For actual figures, Reference should be made to the current edition of the appropriate standards where applicable.